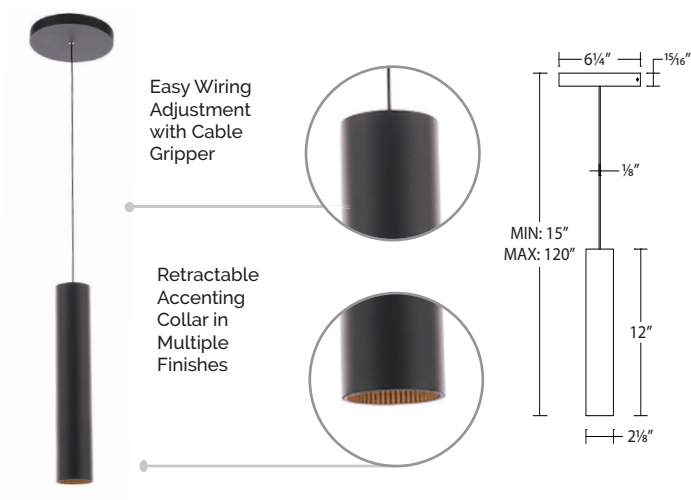


ADJUSTO

A1P10 12" Pendant




Fixture Type:

Catalog Number:

Project:

Location:

FINISHES



Model	Beam	Max Lumens	Max CBCP	Color Temp	CRI	Finish	Body/Collar
A1P10 12" Pendant	D 15° 45°	395 710	3011 1293	27 2700K 30 3000K	90	BKBK BKGL BKWT WTBK WTGL WTTT	Black/Black Black/Gold Black/White White/Black White/Gold White/White

Example: **A1P10-D-30WTBK**

PRODUCT DESCRIPTION

A sleek, rotatable design, affording continuous 15°-45° beam adjustment. Single and two-tone finishes in a monopoint pendant complement any space.

FEATURES

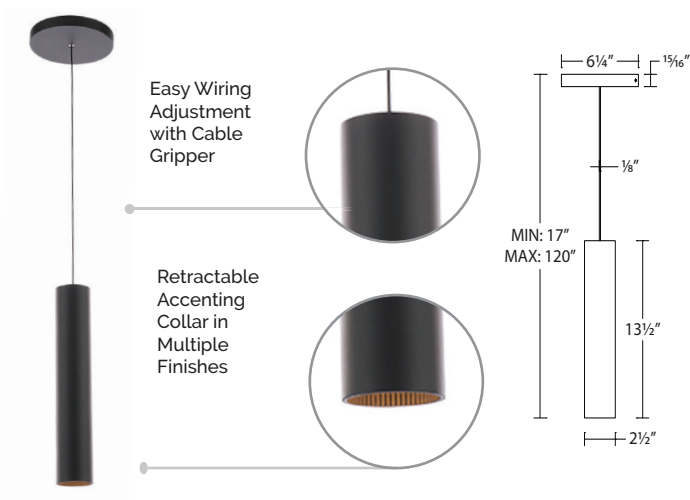
- Extruded aluminum construction
- Monopoint (PD) pendant suitable for line voltage input
- Retractable accenting collar can be rotated for continuous 15°-45° beam adjustment
- Easy wiring adjustment with cable-gripper on fixture body
- Canopy, wire, and fixture body all match in color
- Retractable accenting collar available in multiple finishes extends up to 3/8" to create a two-tone finish
- Low profile canopy, compatible with pancake junction boxes
- Universal voltage driver concealed within canopy
- 5 year warranty

SPECIFICATIONS

Construction:	Extruded aluminum with PC retractable accenting collar
Power:	17.5W at 120VAC, 20W at 277VAC
Input:	120-277VAC, 50-60Hz
Dimming:	Electronic Low Voltage (ELV), 0-10V: 100%-5% Refer to dimming report for compatibility
Light Source:	Integrated LED, 3-step MacAdam Ellipse
Rated Life:	50,000 Hours at L70
Finish:	Electrostatically powder coated Black or White body, Black, Gold, or White retractable collar
Operating Temp:	-4°F to 104°F (-20°C to 40°C)
Standards:	ETL & cETL Damp Location Listed, Title 24 JA8-2019 Compliant

ADJUSTO

A1P11 13.5" Pendant




Fixture Type:

Catalog Number:

Project:

Location:

FINISHES



Model	Beam	Max Lumens	Max CBCP	Color Temp	CRI	Finish	Body/Collar
A1P11 13.5" Pendant	D 15° 45°	765 1095	6132 1637	27 2700K 30 3000K	90	BKBK BKGL BKWT WTBK WTGL WTWT	Black/Black Black/Gold Black/White White/Black White/Gold White/White

Example: **A1P11-D-30WTBK**

PRODUCT DESCRIPTION

A sleek, rotatable design, affording continuous 15°-45° beam adjustment. Single and two-tone finishes in a monopoint pendant complement any space.

FEATURES

- Extruded aluminum construction
- Monopoint (PD) pendant suitable for line voltage input
- Retractable accenting collar can be rotated for continuous 15°-45° beam adjustment
- Easy wiring adjustment with cable-gripper on fixture body
- Canopy, wire, and fixture body all match in color
- Retractable accenting collar available in multiple finishes extends up to 3/8" to create a two-tone finish
- Low profile canopy, compatible with pancake junction boxes
- Universal voltage driver concealed within canopy
- 5 year warranty

SPECIFICATIONS

Construction:	Extruded aluminum with PC retractable accenting collar
Power:	23.5W at 120VAC, 26W at 277VAC
Input:	120-277VAC, 50-60Hz
Dimming:	Electronic Low Voltage (ELV), 0-10V: 100%-5% Refer to dimming report for compatibility
Light Source:	Integrated LED, 3-step Mac Adam Ellipse
Rated Life:	50,000 Hours at L70
Finish:	Electrostatically powder coated Black or White body, Black, Gold, or White retractable collar
Operating Temp:	-4°F to 104°F (-20°C to 40°C)
Standards:	ETL & cETL Damp Location Listed, Title 24 JA8-2019 Compliant