

Atmosphere 4.5"

A1RB-W Wallwash Trimless



Fixture Type:

Catalog Number:

Project:

Location:

FINISHES



Model	Beam	Lumens Reference Output*	CBCP	Color Temp	CRI	Finishes	Reflector/Trim
A1RB-W47	Round Trim	1625	N/A	C1 2700-6500K	98	BK CB HZ WT	Black Copper Bronze Haze White
A1RB-W57	Square Trim	1960	N/A				
	A Asym						

Example: A1RB-W47A-C1WT

*Reference output show 3000k trim with 3 housing. Use multiplier table below to determine the output for other combinations.

Multiplier	TRIM					
	2700K	3000K	3500K	4000K	5000K	6500K
HOUSING 3	0.96	1.00	1.06	1.09	1.12	1.11
2	0.67	0.7	0.74	0.76	0.78	0.78
1	0.46	0.48	0.51	0.52	0.54	0.53

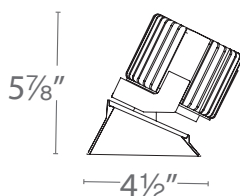
DESCRIPTION

Atmosphere downlight series represents an innovation in design and technology for architectural lighting. This high lumen and adaptable family of fixtures with a comprehensive set of round and square fittings, affords a sustainable solution for commercial, corporate, and upscale residential applications.

FEATURES

- Natural and Vivid Precision LED CCT Tuning
- Innovative bi-directional spread lens
- Engineered for even wall illumination both vertically and horizontally
- 5 year WAC Lighting product warranty

LINE DRAWING



SPECIFICATIONS

- Construction:** Durable die-cast self-flanged aluminum construction
- Input:** Universal 120 - 277V AC 50/60 Hz
- Dimming:** 2 Channel 0-10V: 100-0.1%;
2 Channel DMX 512 RDM: 100-0.1%
Linear dimming. 1st input channel intensity changing, 2nd input channel is CCT changing.
- Light Source:** High output 3-step Mac Adam Ellipse COB
Rated life of 50,000 hours at L70
- Mounting:** Heavy gauge retention clips support trim firmly. Safety cabling standard.
Ceiling cut out (Round): Ø 5 1/8"
Ceiling cut out (Square): 5 1/8" x 5 1/8"
Accommodates 1/2" - 1" ceiling thickness
- Finish:** Electrostatically powder coated White, Black. Enamel coated Haze. Plated and brushed Copper Bronze.
- Standards:** ETL & cETL Wet location Listed.

aispire.com
Phone (800) 526.2588
Fax (800) 526.2585

Headquarters/Eastern Distribution Center
44 Harbor Park Drive
Port Washington, NY 11050

Central Distribution Center
1600 Distribution Ct
Lithia Springs, GA 30122

Western Distribution Center
1750 Archibald Avenue
Ontario, CA 91760

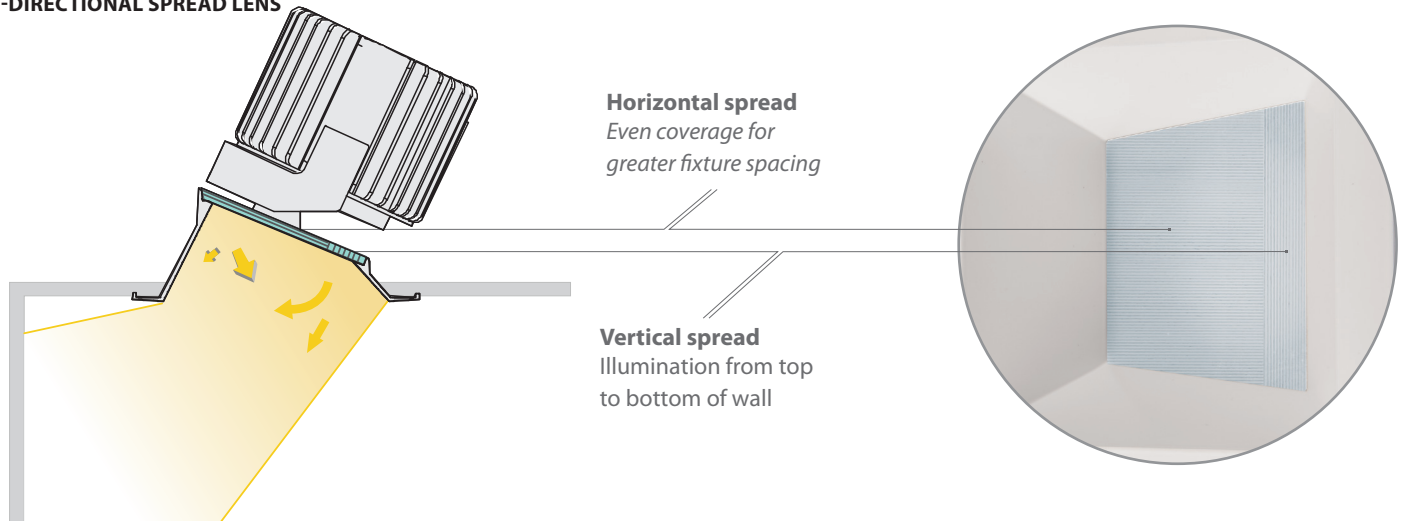
Atmosphere 4.5"

A1RB-W Wallwash Trimless

	Model	Trim	Power	Driver	LINE DRAWINGS
New Construction Airtight	A1RB-24 Round	7 Trimless	1 20W 2 29W 3 44W	CT-X CT-Z	DMX 0-10V
	A1RB-25 Square				
Remodel	A1RB-34 Round	7 Trimless	1 20W 2 29W 3 44W	CT-X CT-Z	DMX 0-10V
	A1RB-35 Square				

Example: **A1RB-3741-CT-X**

BI-DIRECTIONAL SPREAD LENS



What is Human Centric Lighting (HCL)

- Throughout evolution, the human visual system has evolved under the natural light of sun and fire.
- Human-centric lighting by definition encompasses the effects of lighting on the physical and emotional being of people.
- As part of the HCL initiative, there is a drive to develop "natural" sources of lighting. The human species has been conditioned to function in daylight hours by the light of the sun, and after dusk, of the warm glow of fire. Thus, we define natural light sources as those which match the spectral distribution of sunlight and firelight.

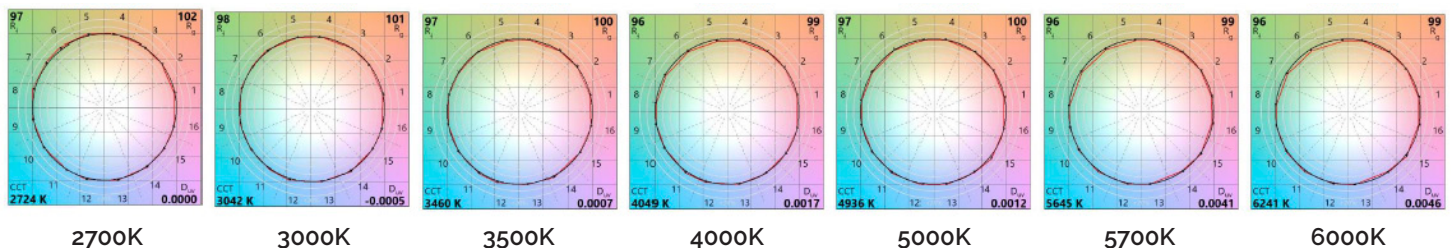
Human Centric Light Spectrum

FEATURES	BENEFITS
Spectrum engineered to closely emulate natural light with reduced short blue wavelength intensity	Full, consistent light spectrum with fewer spectral spikes, the closest match to natural light available
Natural and vivid color rendering	Typical 97 CRI with R1-R15 values ranging from 91 to 99 Excellent TM-30 metrics; Rf ranging from 94-97 and Rg from 98-104
High efficacy human-centric spectra	Greater energy savings, lower utility and environment costs
Affordable spectra optimized for humans	Accelerate adoption of full spectrum natural lighting

Excellent Color Rendering and TM-30 Metrics

CCT	Rf	Rg	R1	R2	R3	R4	R5	R6	R7	R8	R9	R10	R11	R12	R13	R14	R15
2700K	95	103	97	99	94	94	97	98	97	98	99	97	91	98	98	95	98
3000K	95	104	98	99	93	94	97	98	96	96	97	96	92	95	98	95	97
3500K	95	98	98	98	97	98	98	98	98	97	93	97	97	95	98	97	98
4000K	97	100	99	99	97	99	99	99	99	98	94	97	99	96	99	98	98
5000K	97	100	98	99	98	98	98	98	99	96	95	98	98	98	98	98	97
5700K	94	98	98	98	97	95	98	97	96	95	92	97	96	98	98	98	97
6000K	95	98	98	98	97	96	98	98	96	96	93	97	96	98	98	98	97

Note: Typical 85C hot values shown, slight differences may exist

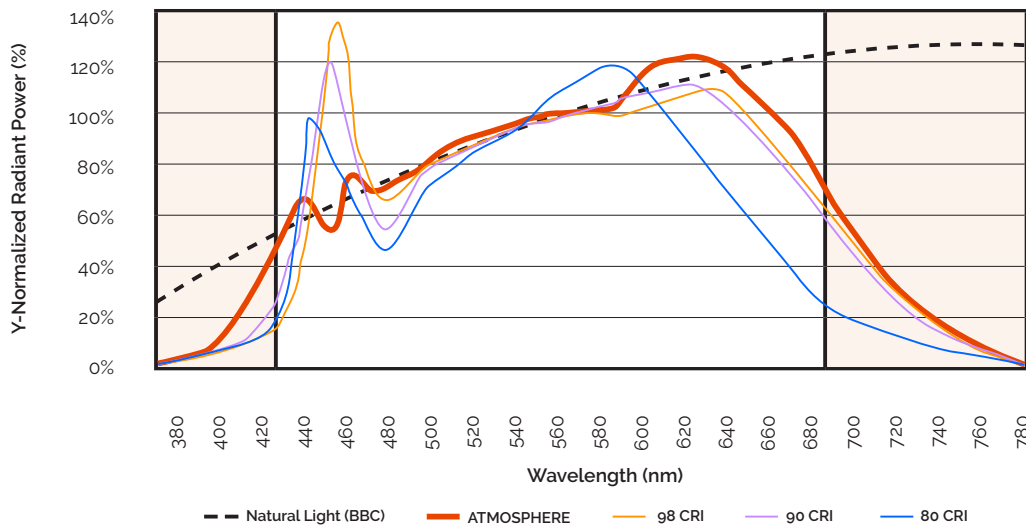




Spectral Matching to Natural Light

- As close of a spectral match as possible to natural light
- Standard LED light sources spectral distribution (SPD) have larger deviations from the Blackbody Curve (BBC)
- ATMOSPHERE significantly reduces the blue spike and cyan valley to deliver a closer match to natural light

4000K Spectral Comparison BBC vs LED



SPD's of LED light sources at 4000K against the blackbody curve.

These examples deviate from the natural light that humans have evolved under for millions of years. It is recommended to work within the realm of natural light to avoid tweaking circadian rhythms until the effects on humans are understood.