

ASTRO 3.5" Dim To Warm

New Construction and Remodel Housing



Round New Construction



Square New Construction



Round Remodel Trim



Square Remodel Trim



Round Remodel Trimless



Square Remodel Trimless



Housings

Model

Rating

Power

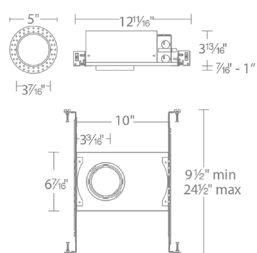
Color Temp

| | | | | | |
|--------|-----------|-------------------------|------------------|-----|----------------|
| Round | A1RE-248M | Round New Construction | IC Airtight | 13W | DW 3000K-1800K |
| | A1RE-148M | Round New Construction | Non IC, Airtight | 16W | |
| | A1RE-346M | Round Remodel Trim | Non IC | | |
| | A1RE-347M | Round Remodel Trimless | | | |
| Square | A1RE-258M | Square New Construction | IC Airtight | 13W | DW 3000K-1800K |
| | A1RE-158M | Square New Construction | Non IC, Airtight | 16W | |
| | A1RE-356M | Square Remodel Trim | Non IC | | |
| | A1RE-357M | Square Remodel Trimless | | | |

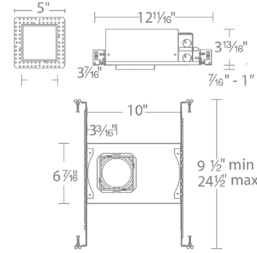
Example: A1RE-248M-DW

LINE DRAWINGS

SPECIFICATIONS

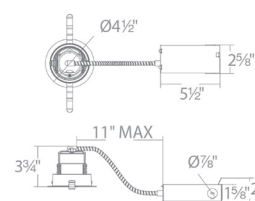


Round New Construction

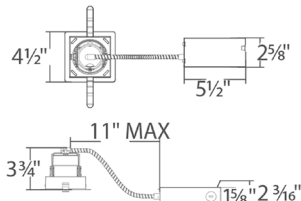


Square New Construction

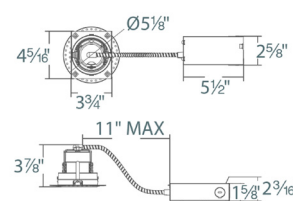
Construction: Die-cast aluminum trim and heat sink
Input: 120 -277V
Dimming: 100% - 5% 0-10V, 100%-1% ELV, TRIAC
Mounting: Retention clips firmly hold trim to housing.
 Cutout: New Construction 4 1/4", Remodel 3 7/8" (Round)
 New Construction 4 1/4" x 4 1/4", Remodel 3 7/8" x 3 7/8" (Square)
Standards: UL & cUL
Warranty: 5 year WAC Lighting product warranty



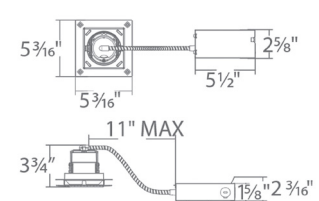
Round Remodel Trim



Square Remodel Trim



Round Remodel Trimless



Square Remodel Trimless

aispire.com
 Phone (800) 526.2588
 Fax (800) 526.2585

Headquarters/Eastern Distribution Center
 44 Harbor Park Drive
 Port Washington, NY 11050

Central Distribution Center
 1600 Distribution Ct
 Lithia Springs, GA 30122

Western Distribution Center
 1750 Archibald Avenue
 Ontario, CA 91760



FEATURES

- Dim to warm technology
- Line voltage direct to the housing with "Intuitive style" dimming that replicates halogen and incandescent warmth
- High lumen density for directional lighting
- Compatible with most single channel drivers and dimmer switches
- Up to 97CRI (typical) at 3000K dimming down to 1800K for residential and hospitality lighting
- Consistent white light <3 SDCM

APPLICATIONS

- Hospitality, hotel, and restaurant lighting
- Bedrooms, bathrooms, theaters, great rooms, and lower levels
- Retail shop lighting
- Public, commercial buildings

CCT CHANGE DIMMING CURVE

