


# Alpine Micro

## A2RU-D57M, A2RU-P57M - Square Downlight and Pinhole



Fixture Type:

Catalog Number:

Project:

Location:

### PRODUCT DESCRIPTION

Minuscule and mighty, peerless and powerful, the new potent Alpine Micro launches into the light. An engineering recessed marvel for next generation futurists. Sublime and serviceable, it's an icon for the ages. Alpine Micro breaks the mold with robust illumination from a diminutive aperture, for a clean, quiet ceiling.

### FEATURES

- Robust lumen output from 1" or 1/2" aperture
- Low glare for good visual comfort
- Field changeable beam angle with reflectors provided
- Low profile housing for installation in shallow plenums
- 5 year warranty

### SPECIFICATIONS

<b>Construction:</b>	Injection molded polycarbonate low glare trim
<b>Dimming:</b>	100% - 1% ELV, TRIAC and 0-10V
<b>Input Power:</b>	11W
<b>Light Source:</b>	High output COB LED rated life of 50,000 hours
<b>Finish:</b>	Black, Gold, Haze, White
<b>Ceiling thickness:</b>	1/2" - 2"
<b>Standards:</b>	ETL & cETL Wet location listed, IC rated Airtight Title 24 JA8 Compliant


Trims (Order Housing and Power Supply Separately)	Model	Beam	Color Temp	CRI	Lumens	CBCP	Finishes
	<b>A2RU-D57M</b> Square Downlight Trimless (N, F, W beam reflectors included)	N 26°	2700K 3000K 3500K 4000K	90	850 910 975 1040	2735 2940 3145 3350	<b>BK GL HZ WT</b> Black Gold Haze White
		F 36°	2700K 3000K 3500K 4000K	90	885 950 1020 1085	885 950 1020 1085	
		W 55°	2700K 3000K 3500K 4000K	90	770 830 885 945	770 830 885 945	
	<b>A2RU-P57M</b> Square Pinhole (N, F beam reflectors included)	N 26°	2700K 3000K 3500K 4000K	90	515 550 590 630	2210 2375 2545 2710	<b>BK WT</b> Black White
		F 32°	2700K 3000K 3500K 4000K	90	545 585 625 665	1830 1965 2105 2240	

### A2RU-\_-\_-\_-\_-

Example: **A2RU-D57M-WT**


Please see next page for housing and power supply units (required)

Housing (Required) - Order separately from trims




	Model	Forward Voltage	Max. Driver Current	Power	Color Temp	CRI
 	<b>A2RU-457</b> Square Trimless IC-Rated, Airtight	18V	600mA	11W	<b>27</b> 2700K <b>30</b> 3000K <b>35</b> 3500K <b>40</b> 4000K	90

**A2RU-457-\_\_\_**Example: **A2RU-457-30**

Frame-In Kit (Optional) - Order separately from housings

	Model	Description
 	<b>A2RU-167</b>	Frame-In kit for new construction installations

Example: **A2RU-167**Remote Power Supply (Required) -  
Order separately from trims and housings


	Model	Input	Output	Max # of fixtures per channel	Dimmable	
	<b>A2D60-0600A1</b>	120V - 277V	1 Channel UL Class 2	1 per Channel	100%-1% ELV, TRIAC, 0-10V	8 3/4" x 2" x 1 3/8"
	<b>A2D60-0600A6</b>	120V - 277V	6 Channels UL Class 2	1 per Channel	100%-1% ELV, TRIAC, 0-10V	10 7/8" x 3 7/8" x 1 3/8"
	<b>A2D20-BK</b>	120V	4 Channels UL Class 2	Up to 2 per Channel	100%-1% DMX 512-A, DMX 512	12 7/16" x 9 1/8" x 2 7/8"
	<b>A2D40-BK</b>	120V	8 Channels UL Class 2	Up to 2 per Channel	100%-1% DMX 512-A, DMX 512	12 7/16" x 14 15/16" x 2 7/8"

Example: **A2D60-0600A6**

Home-run wiring. Recommended maximum distance between power supply and compatible light fixture is shown in below table:

	18 AWG	16 AWG	14 AWG	12 AWG
Maximum distance between power supply and light fixture	100 ft	150 ft	200 ft	250 ft

Accessory (Sold Separately)

	Model	Description
	<b>A2RU-TOOL</b>	Service tool for removing trim and light engine

Example: **A2RU-TOOL**

aispire.com

Phone (800) 526.2588

Fax (800) 526.2585

Headquarters, East Manufacturing Facility

44 Harbor Park Drive

Port Washington, NY 11050

South East Manufacturing Facility

1600 Distribution Ct

Lithia Springs, GA 30122

Central Manufacturing Facility

1700 South J Elmer Freeway, Ste

100 Cedar Hill, TX 75104

West Manufacturing Facility

1750 S Archibald Ave

Ontario, CA 91761